


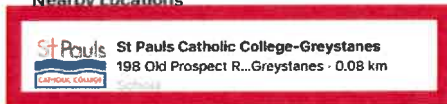
How to Guide - Excursion/Incursion Permission Note



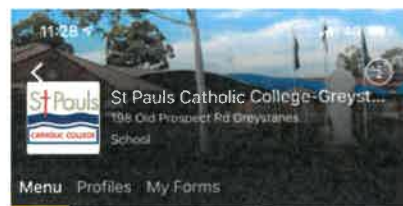


Previous Location



Nearby Locations



1. Select St Pauls Catholic College



UNIFORM SHOP- St Pauls Catholic College

St Pauls Catholic College

EXCURSIONS/INCURSIONS

Excursion/Incursions

2. Select Excursions/Incursions

SPORT

Representative Sport



Excursions/Incursions

Year 7 Year 7 Excursion/ Incursion Permission \$0.00

Year 8 Year 8 Excursion/ Incursion Permission \$0.00

Year 9 Year 9 Excursion/ Incursion Permission \$0.00

Year 10 Year 10 Excursion/ Incursion Permission \$0.00

Year 11 Year 11 Excursion/ Incursion Permission \$0.00

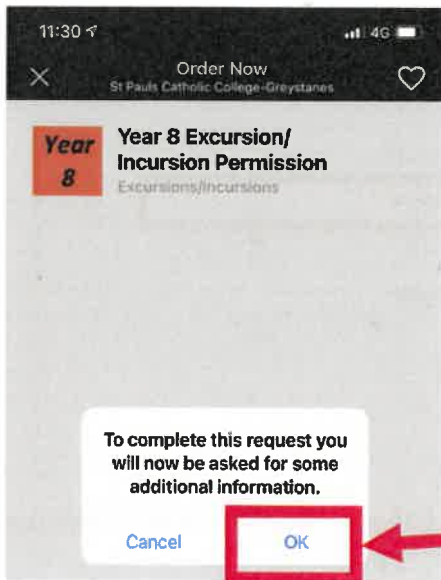
Year 12 Year 12 Excursion/ Incursion Permission \$0.00

3. Select the relevant permission note.



Year 8 **Year 8 Excursion/
Incursion Permission**
Excursions/Incursions

4. Click on Add to Cart



5. Click on OK

11:37 4G

Year 8 Excursion/Incursion Permission

I give permission for my son to attend the listed Incursions/Excursions and for St Pauls Catholic College to seek medical treatment for my son if required.

Student Name *

Joe Smith

Student Homeroom *

Florey2

Emergency Contact Name *

Rachel Smith

Emergency Contact Phone *

0402389645

Please indicate any medical conditions for your son that the College should be aware of. *

None.

Full Name of Signatory *

Rachel Smith

* Indicates Required Field

Sign

6. Read note and complete the information required. Then click on Sign.



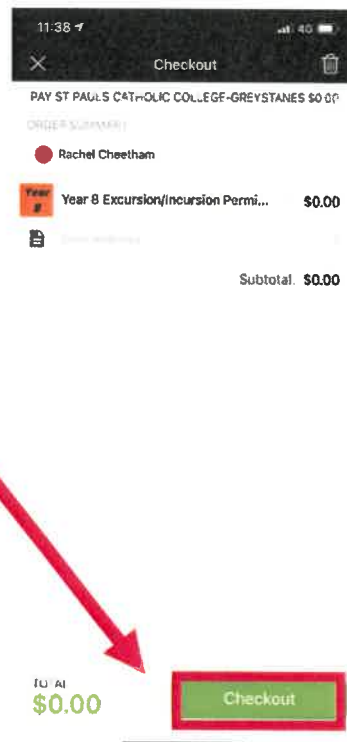
Tip: turn the phone sideways


7. Turn your phone sideways and sign using your finger or stylus. Then click on done.



8. Click on Checkout.
(note if you need to give permission for another student repeat step 3 to 7)

9. Check the items in your cart are correct and then click on Checkout.





**** (



Summary

Subtotal	\$0.00
Total	\$0.00

10. Click on Submit Payment to complete the process.

(Note: The amount is \$0.00 you will not be charged)



Submit Payment

